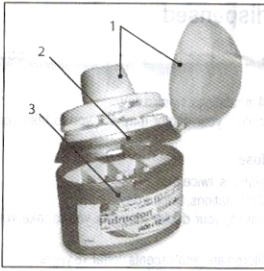


## INSTRUCTIONS FOR USE OF THE ELPENHALER® DEVICE

Elpenhaler® is a device for the intake of powder for inhalation in doses.

Each dose is stored in the blister of a specially designed single dose blister strip.



The Elpenhaler® device is comprised of 3 parts:


- The mouthpiece and its protective cover (1).
- The supporting surface on which the blister strip is placed (2).
- The storage compartment which houses the single dose blister strips (3).

The three parts are connected to each other and can be opened separately.

### The supporting surface (2)


The supporting surface contains:

- An attachment point where the blister strip is attached (2a).
- A cavity which accommodates the blister of the strip (2b).
- Two strip guides which firmly secure the blister strip in the correct position on the supporting surface (2c).



The single dose blister strip consists of:

- Two aluminium sheets (4)
- A blister (5), containing the medicine
- A hole (6).

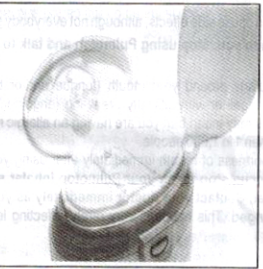


## USE OF THE ELPENHALER®

### A. Preparing the device

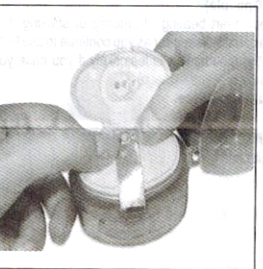


Open the storage compartment, take a single dose blister strip, and close the storage compartment again.



Uncover the mouthpiece completely from its protective cover.

Unlock and push the mouthpiece backwards as to reveal the supporting surface.



Hold the blister strip with its shiny surface upwards.

Place the strip on the attachment point of the supporting surface.

By applying light pressure make sure the blister strip is securely attached on the attachment point.

The blister of the strip will fit in the cavity of the supporting surface and the strip guides will secure the strip in the correct position.